




# VIAL OF LIFE

## Medical Information Form

VialofLife.com • 1-888-724-1200

**DATE COMPLETED:**


FIRST NAME			INITIAL		LAST NAME			SSN			
STREET				CITY		STATE		ZIP		TELEPHONE	
DOB	MALE/FEMALE	HEIGHT	WEIGHT	HAIR COLOR	EYE COLOR	BLOOD TYPE		RELIGION			
List Hearing Difficulties						DENTURES UPPER LOWER		UNABLE TO SPEAK <input type="checkbox"/>			
List Vision Difficulties						PRIMARY LANGUAGE (IF NOT ENGLISH)					
Identifying Marks											
Current Medical Conditions											
Past Medical Conditions											
Current Medications: Dosage & Frequency											
Allergies to Medications											
Doctor's Name & Phone Number											
Last Hospitalization											
Special Instructions (Such as Health Directives, Etc..)											
Health Insurance Policy											
Emergency Contact - Name, Address, Phone Number, & Relationship											
<b>PRINT CLEARLY • FOLLOW DIRECTIONS ON BACK TO STORE ON REFRIGERATOR</b>											



# How to Set Up Your VIAL OF LIFE Kit:

## 1. Fill Out the Vial of Life Form

- Fill out the form located on reverse side. Answer all or any pertinent questions. All fields are optional.
- Make blank copies of this form to keep information current or go to [VialofLife.com](http://VialofLife.com) to maintain and store updated information online.



## 2. Prepare Your Plastic Baggie

- Place one Vial of Life decal on the front of a plastic baggie. Fold filled out form and place in the baggie.
- You may also consider adding the following items: Copy of EKG, DNR (Do Not Resuscitate), Living Will or Equivalent, Recent Picture of Self.

## 3. Place Baggie on Fridge Door

- Securely tape the plastic baggie to the front of your fridge. Place the baggie at eye level so that first responders can easily find your complete medical information.

## 4. Place the Second Decal on Your Front Door

- Place the second decal on your front door at eye level. This lets your local first responders know where your medical information is located.

*Thanks to the Vial of Life, first responders will have all the medical information they need to best treat you...*

### Allergies to Medications

*Allergic to Penicillin and Anticonvulsants*

### Doctors Name and Telephone Number

*Dr. Gerald Johnson 555-688-7787*




Save, Update and Print Your Medical Information Online at:

**VIALOFLIFE.com**

# Vial of Life.com

See refrigerator door for complete  
medical information




Sponsored by:

**Northville Lions Club**

[www.northvillelionsclub.com](http://www.northvillelionsclub.com)

# Vial of Life.com

See refrigerator door for complete  
medical information



Sponsored by:

**Northville Lions Club**

[www.northvillelionsclub.com](http://www.northvillelionsclub.com)